



Recent Employment Growth

18,627

Job Gains

(6,785)

Job Losses

11,842

Net Jobs

199,877 up 6.6%

Total Employment



Employment in IDA Ireland client companies at highest level on record. 2016 marks **second** year of record growth.

2016 Client Employment

Job Gains

18,983

Job Losses

-7,150

Net Jobs

11,833

Total Employment

187,056

18,627

-6,785

11,842

199,877

Results 2015

Results 2016

Investment Delivery for 2016

244

Total No. of Investments

of which

99

New Names

91

Expansion Investments

54

R&D Investments

Investment Delivery by Territory 2016



176

Investments from
North America

49

Investments from
Europe

19

Investments from
Growth Markets

2016 Key Highlights

Total No of Investments approved
244 of which
99 New Names, 91 Expansion
Investments, 54 R&D Investments

52%

of all jobs created
by IDA clients
were outside
of Dublin

€1.53 bn

In-house R&D Investments

199,877

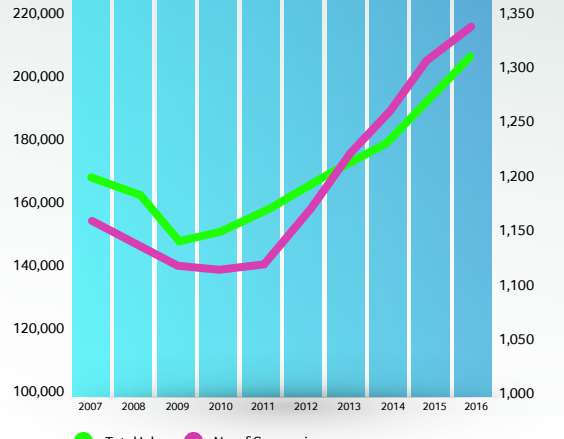
Total employment in IDA Ireland
client companies - the highest in
IDA history.

18,627 new jobs created
11,842 Net jobs increase
6% growth in employment

99 new companies
investing in Ireland
for the first time

Employment in Context

- + 2016 marks second year of record growth
- + Employment now at highest level on record at 199,877
- + IDA clients account for 10% of employment in Ireland



Total Employment in IDA client companies throughout Ireland

Total: 199,877 Jobs up **6%**

West

22,070

↑8%

Mid-West

17,143

↑10%

Midlands

4,280

↑1%

South-West

36,059

↑5%

Dublin & Mid-East

95,054

↑6%

South-East

14,403

↑4%

Total Employment in IDA client companies by Sector

26,880 ↑7.4%

Pharmaceuticals

28,911

↑7.5%

Medical & Dental
Instruments /
Supplies

24,667 ↑5.2%

Financial Services

18,903

↑1.5%

Miscellaneous
Industry

80,303 ↑9.1%

International Services

20,213 ↓-1.2%

Computers, Electronics
& Optical Equipment

Total

199,877

↑6.3%

Irish Economy Expenditure totalled

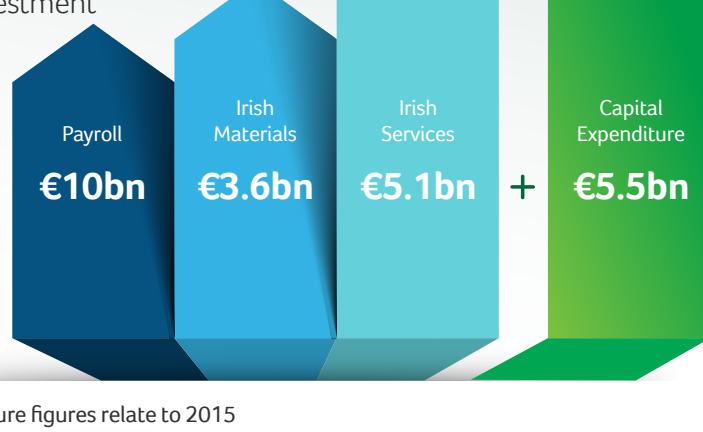
€18.7bn up 2%

€1.53 bn

In-house R&D investment
up 3.5%

14,000

R&D staff
up 6%



Irish Economy Expenditure figures relate to 2015

Irish Exports

€149bn

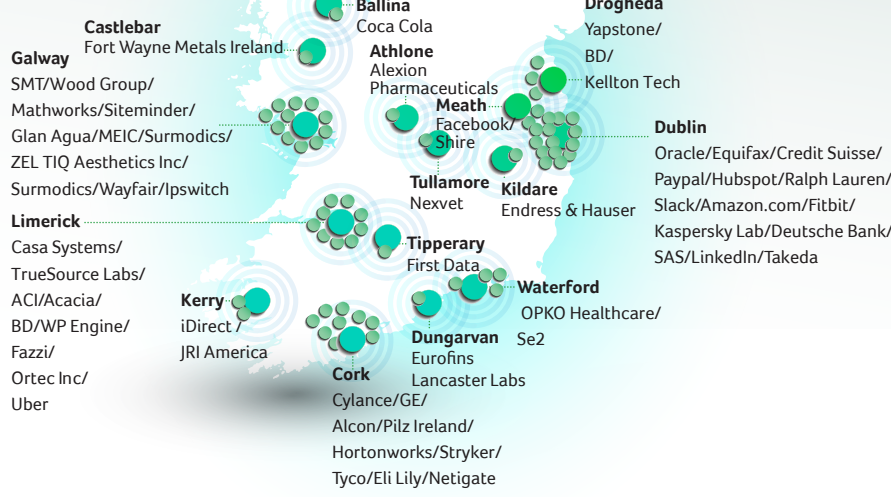
up 13%

Exports by destination



22% North America 9% Asia 42% Europe (EU) 7% Europe (Non EU) 13% UK 7% ROW

Announcements 2016



For more information contact IDA Ireland @IDAIRELAND www.idaireland.com